



Halti

Technical Specifications

Origin : Designed in Finland. Made in Europe

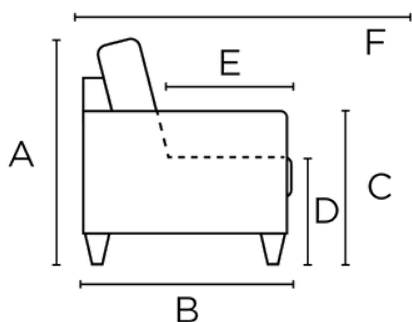
Frame : FSC Certified Birch Plywood. PEFC Solid Nordic Spruce

Filling : CertiPUR-EU Certified Cold Cured High Resilient Foam. Fiber-filled Back Cushions. contains 75% recycled fiber

Function : Move Function

:

General Measures



(A) Height: 32.75 inches

(B) Depth: 38.5 inches

(C) Arm Height: 27.5 inches



(D) Seat Height: 17.25 inches

(E) Seat Depth: 23.5 inches


(F) Chaise Depth: 69.75 inches

Open From Wall: 69.75 inches

Stock Frame Dimensions

Frame	SKU	Name	Dimensions	Bed Size	Weight	Volume	Assembly
	HALT-FO+BMV	Chaise + Loveseat	104.75x38.5x32.75	Full XL 55x80	343 lbs	106 ft3	Moderate
	HALT-BMV+FO	Loveseat + Chaise	104.75x38.5x32.75	Full XL 55x80	343 lbs	106 ft3	Moderate

Made To Order Module Dimensions

Frame	SKU	Name	Dimensions	Bed Size	Weight	Volume	Assembly
	HALT-EMV	Sofa	100.5x38.5x32.75	Full XL 55x80	229 lbs	79.5 ft3	Legs



HALT- Loveseat 75.50x38.50x32.75 130 lbs 60 ft3 Legs
B

Comfort / Construction

Seat Cushion	Medium Cold Cured HR Foam (2.2 lbs Density). Tight
Back Cushion	Chambered / Fiber Filled by Weight. Loose
Additional Cushions	None
Additional Features	Ratchet headrests. Chaise storage. Adjustable seat depth.
Available Upgrades	None

Upholstery

Fabrics	Choose from A / B / C / D / E Grades
Leathers	Choose from 1000 / 2000 / 3000 / 4000 / 5000 / Prescott Grades

Legs

Leg Options	Choose a Leg Style and Finish 402/6 (Natural. Walnut. Wenge. White. Oak). 402M/6 (Brushed Metal)
-------------	---
